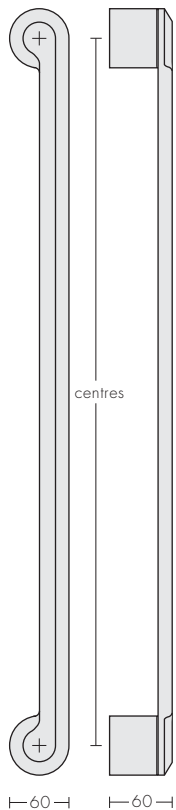


Axis Pull Handles

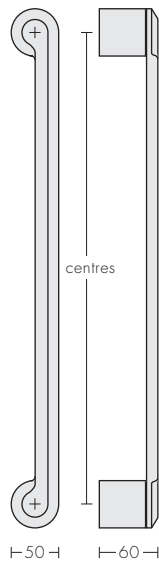
Axis semi offset handles. Left hand handles shown below, as viewed from the 'outside' of the door.

Axis 5121



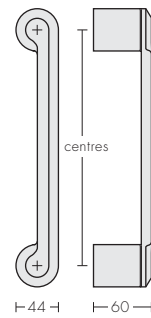
Sizes available (centres specified in mm)
Axis 5121: 600, 750 (shown above) and 900

Axis 5122

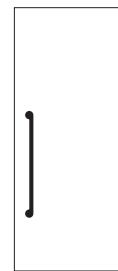


Sizes available (centres specified in mm)
Axis 5122: 300, 450 (shown above) and 600

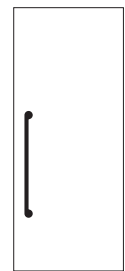
Axis 5123



Sizes available (centres specified in mm)
Axis 5123: 200 (shown above), 300 and 450



A - standard



B - reversed

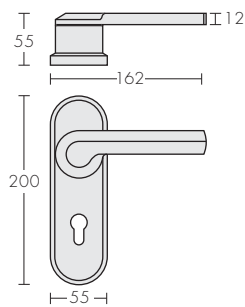
A: Standard installation, the 'left hand handle' is on the left side of the door.
B: On a solid or wide stiled door the handle can be reversed for a different look. i.e. it is a 'right hand handle' used on the left side of the door. Please specify at time of order.
View the photograph of a "B" mounted Axis handle on the following page.

Axis Lever Handles

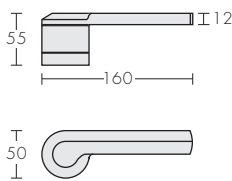
Left-hand handles shown.

Please specify at time of order: Left hand (LH) or Right hand (RH) as viewed from the 'outside'. (Refer to Technical Section.)

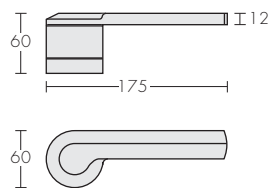
Axis 5131-611 (see chart below)



Axis 5131



Axis 5132



Axis 5131 and 5132 lever handles on rose have both horizontal and vertical fixing at 38mm or 41mm centres

Axis Plates

(Refer to Technical Section.)

Plates to suit: chant™ profile cylinder mortise locks – 72mm centres *

◆ For chant™ locks fitted with a hub for a privacy function.
△ For locks using chant™ Cylinder Turn Adaptor (refer to Locks Section) or chant™ locks fitted with a hub for a privacy function.

Outside Plates – Concealed fixing. Left hand shown

Inside Plates – Semi concealed fixing



Axis 5131



Axis 5131 on 611 plate



Axis 5122



Axis 5123