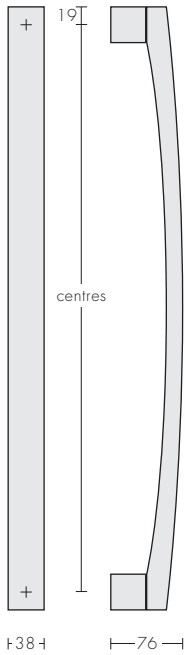
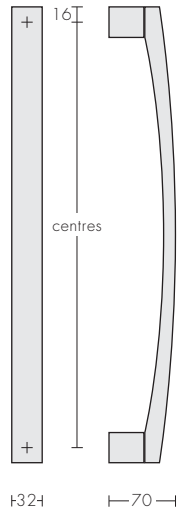


# Curve Pull Handles

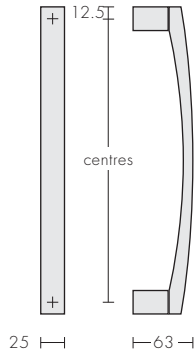
Curve 5040



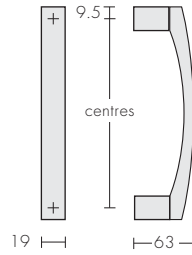
Curve 5041



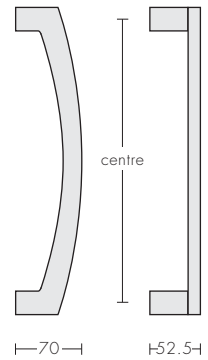
Curve 5042



Curve 5043



Curve 5046 Offset\*



\* Sizes available (centres specified in mm)  
 Curve 5046 Offset: 200 and 300  
 Curve Offset handles are handed. Left hand handle shown. Please specify at time of order: Left hand (LH) or Right hand (RH) as viewed from the 'outside'. (Refer to Technical Section)

Sizes available (centres specified in mm)

Line 5040: 450, 600, 750

Line 5041: 300, 450, 600, 750

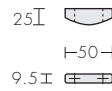
Line 5042: 300, 450, 600

Line 5043: 200, 300, 450

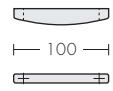
NB: Specify handle centres at time of ordering.

(# denotes system 32mm multiples)

Curve 5048 - 50

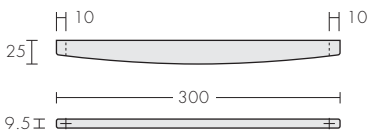


Curve 5048 - 100

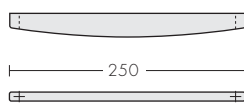


# Curve Drawer Pulls

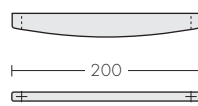
Curve 5048 - 300



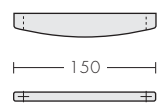
Curve 5048 - 250



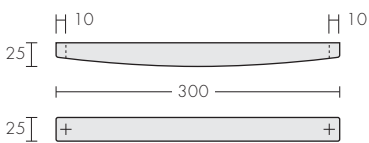
Curve 5048 - 200



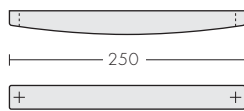
Curve 5048 - 150



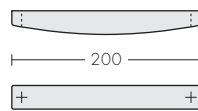
Curve 5049 - 300



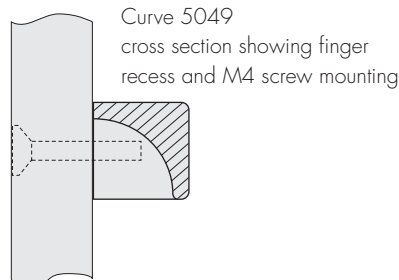
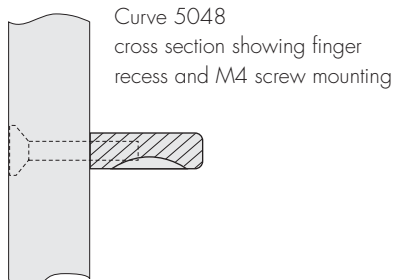
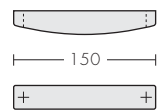
Curve 5049 - 250




Curve 5049 - 200




Curve 5049 - 150





Curve 5048-300



Curve 5049-200



Curve 5041



Curve 5046-300 Offset RH