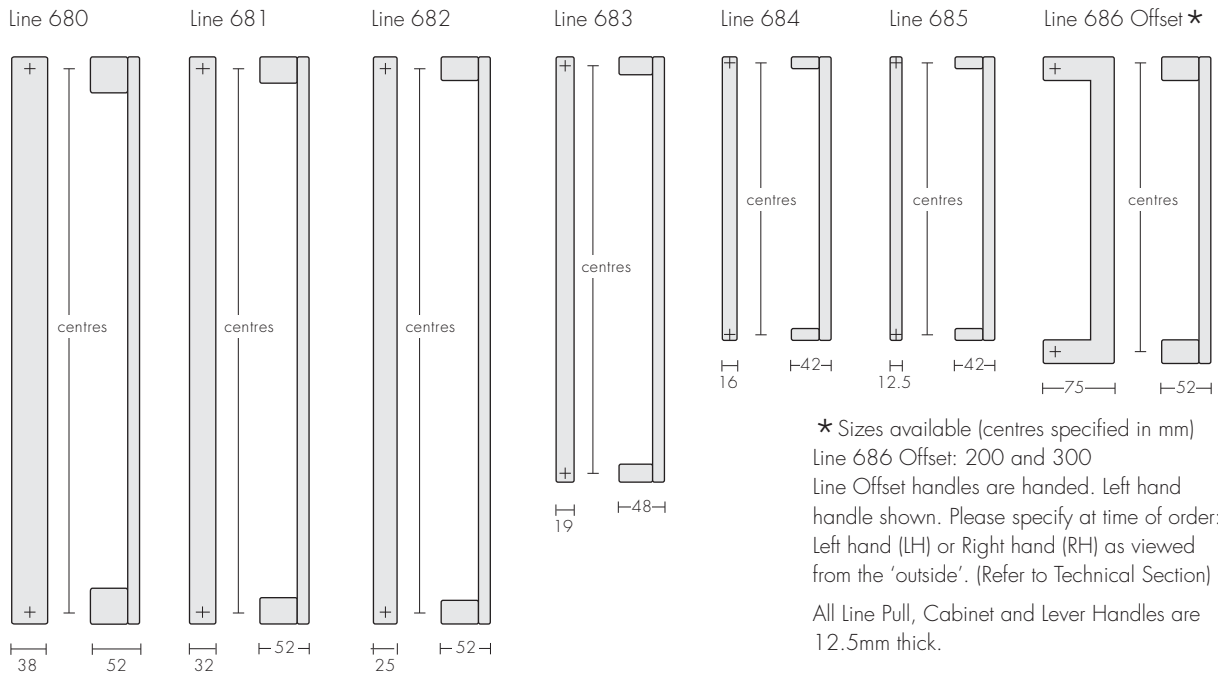


Line Pull and Cabinet Handles (Style 1)



★ Sizes available (centres specified in mm)
 Line 686 Offset: 200 and 300
 Line Offset handles are handed. Left hand handle shown. Please specify at time of order: Left hand (LH) or Right hand (RH) as viewed from the 'outside'. (Refer to Technical Section)
 All Line Pull, Cabinet and Lever Handles are 12.5mm thick.

Sizes available (centres specified in mm)
 Line 680: 450, 600, 750
 Line 681: 300, 450, 600, 750
 Line 682: 300, 450, 600
 Line 683: 200, 300, 450
 Line 684: 128#, 160#, 192#, 224#, 256#, 300, 450
 Line 685: 128#, 160#, 192#, 224#, 256#, 300, 450
 NB: Specify handle centres at time of ordering.
 (# denotes system 32mm multiples)

Line 691 on Tall Plates

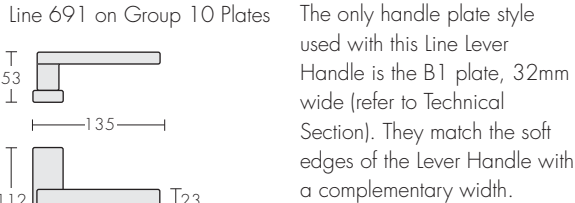
Tall Plates can be made to suit the lock types in Groups 40/50 and 60. It is essential to add TALL in the plate style when ordering.

★ Specify spindle to cylinder barrel centreline or thumb turn dimension, eg. 41 and 46 at 92mm centres.

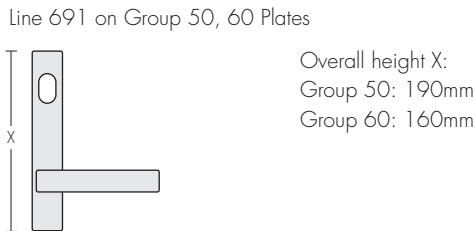
To specify - example:

| Handle Style | Plate Style | Plate Combination | Handing | Lever (L) or Fixed (F) | Finish | Quantity |
|--------------|-------------|-------------------|---------|------------------------|--------|----------|
| Line 691 | Tall B1 | 41, 46, 92 | LH | L | SCPV | 2pr |

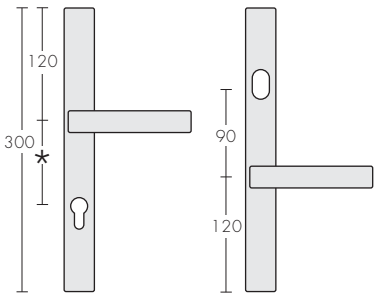
Line Lever Handles



Line 691 on Group 30, 40 Plates
 Overall height X:
 Group 30: 191mm
 Group 40: 220mm

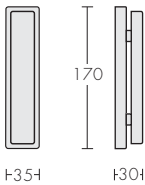


Line 691 on chant™ Tall Plates



Line Door Knocker

Line Door Knocker 689






Line 686



Line 691 on B1 -41 plate



Line 681



Line 684