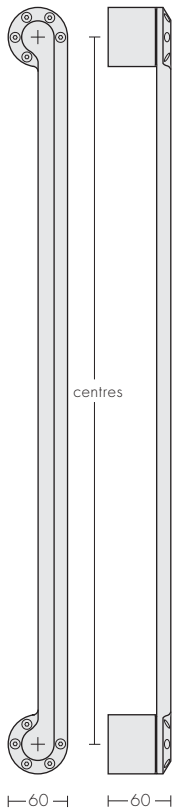


# Motor Pull Handles

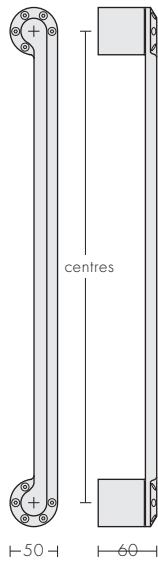
Motor semi offset handles. Left hand handles shown below, as viewed from the 'outside' of the door.

Motor 5101



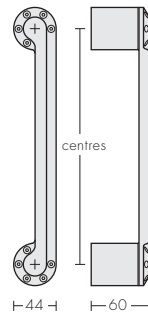
Sizes available (centres specified in mm)  
Motor 5101: 600, 750 (shown above) and 900

Motor 5102




Sizes available (centres specified in mm)  
Motor 5102: 300, 450 (shown above) and 600

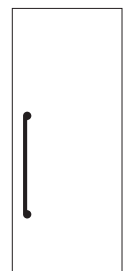
Motor 5103



Sizes available (centres specified in mm)  
Motor 5103: 200 (shown above), 300 and 450



A - standard



B - reversed

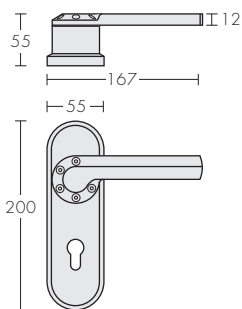
A: Standard installation, the 'left hand handle' is on the left side of the door.  
B: On a solid or wide stiled door the handle can be reversed for a different look. i.e. it is a 'right hand handle' used on the left side of the door. Please specify at time of order.  
View the photograph of a "B" mounted Axis handle on the following pages.

# Motor Lever Handles

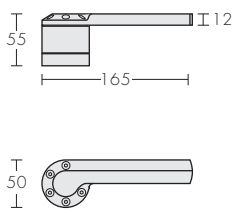
Left hand handles shown.

Please specify at time of order: Left hand (LH) or Right hand (RH) as viewed from the 'outside'. (Refer to Technical Section.)

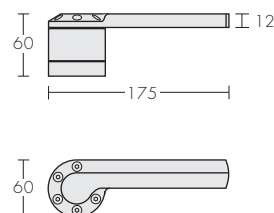
Motor 5111-611 (see chart below)



Motor 5111



Motor 5112

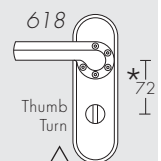
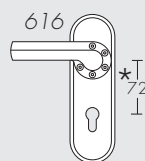
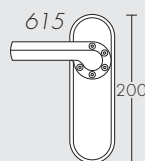
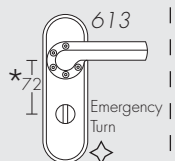
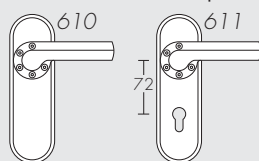


Motor 5111 and 5112 lever handles on rose have both horizontal and vertical fixing at 38mm or 41mm centres

# Motor Plates

(Refer to Technical Section.)

Plates to suit: chant™ profile cylinder mortise locks – 72mm centres\*



◇ For chant™ locks fitted with a hub for a privacy function.

△ For locks using chant™ Cylinder Turn Adaptor (refer to Locks Section) or chant™ locks fitted with a hub for a privacy function.

Outside Plates – Concealed fixing. Left hand shown

Inside Plates – Semi concealed fixing



Motor 5111



Motor 5111 on 611 plate



Motor 5102



Motor 5103