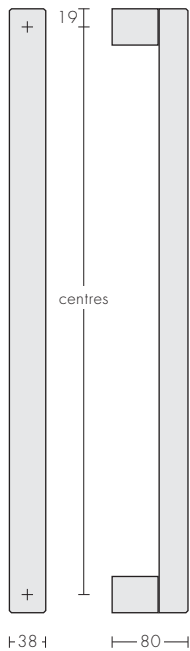


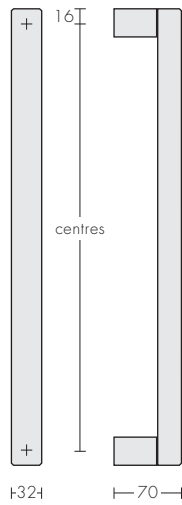
Regent Pull Handles

Regent 5181



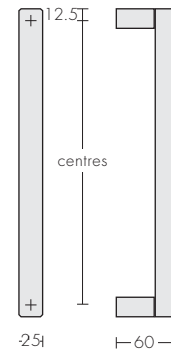
Sizes available (centres specified in mm)
Regent 5181: 600 (shown above), 750 and 900

Regent 5182

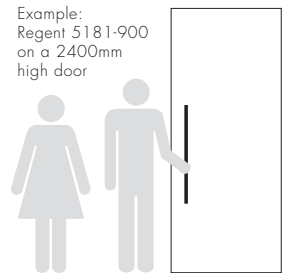


Sizes available (centres specified in mm)
Regent 5182: 300, 450 (shown above) and 600

Regent 5183



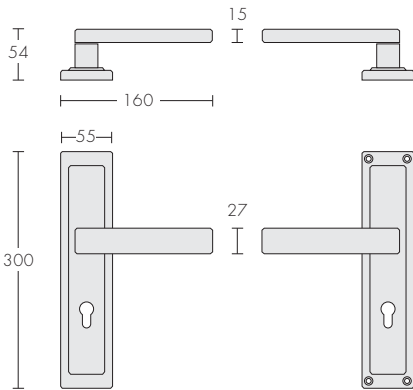
Sizes available (centres specified in mm)
Regent 5183: 200, 300 (shown above) and 450



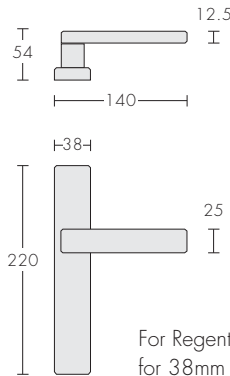
Regent Lever Handles

Regent 5191 is designed primarily as an entrance handle and has visible fixing on the inside backplate with countersunk screws. Left hand handles shown. Please specify at time of order: Left hand (LH) or Right hand (RH) as view from the outside.

Regent 5191 (see chart below)



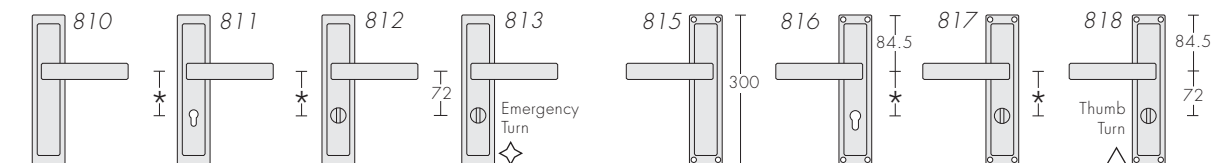
Regent 5192



For Regent 5192 plate options see chart for 38mm wide plates in Technical Section.

Regent 5191 Plates (Refer to Technical Section.)

Plates to suit a variety of profile cylinder locks. Inside plates visible fixed with tie screws to the outside plate, except when used with chant™ 'CFH' locks. After the plate number, specify the spindle to cylinder barrel or thumb turn centreline dimension. * e.g. 811 + 816 - 85mm.




◇ For chant™ locks fitted with a hub for a privacy function.

△ For locks using chant™ Cylinder Turn Adaptor or chant™ locks fitted with a hub for a privacy function, refer to Locks Section.



Regent 5191 on 811 plate



Regent 5192 on D1-110 plate



Regent 5182



Regent 5183