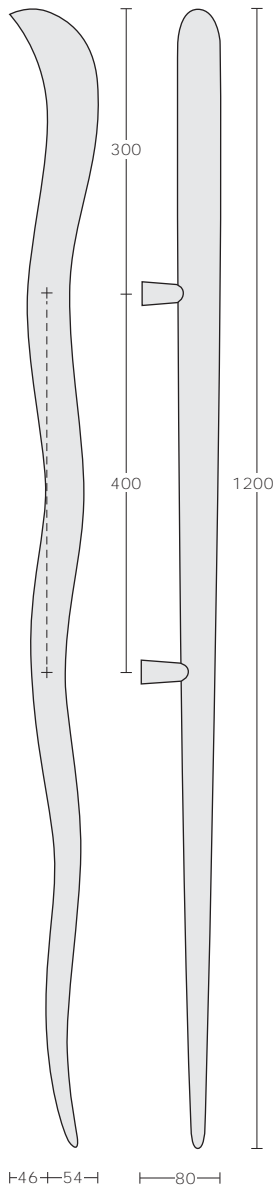
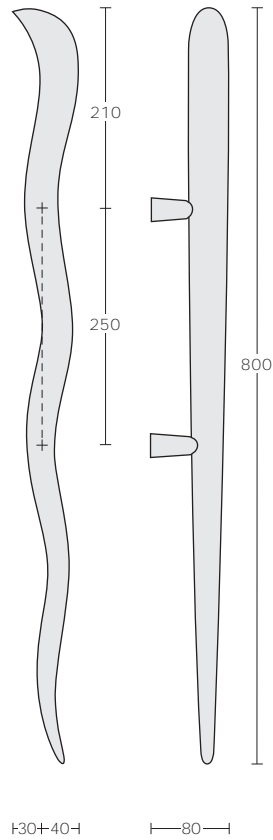


Samba Pull Handles

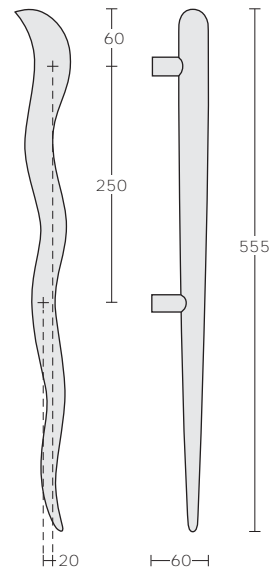
Samba PM00-1200



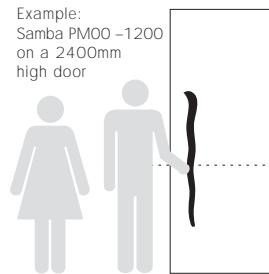
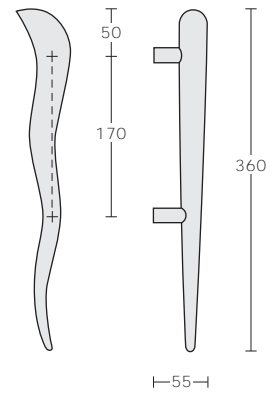
Samba PM00-800



Samba PM01



Samba PM02



Left hand Samba Pull Handles shown. All Samba Pull Handles are available left hand or right hand.

The PM01 Pull Handle has an offset of 20mm on the fixing holes to provide a balanced vertical visual alignment, particularly when they are mounted in pairs on double doors.

Note: One pair of Samba PM00-1200 Pull Handles weigh approximately 18kg. Please ensure door and structure are sufficiently strong to support this added weight.

Available in standard mounting options.

If the Samba PM00-1200 and 800 Pull Handles are being used on glass doors, 12mm holes are required. Mounting bolts are M8 (8mm diameter).



Samba PM01



Samba PM02