

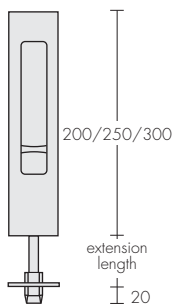
Flush Pull Bolt
2521



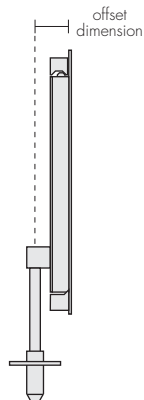
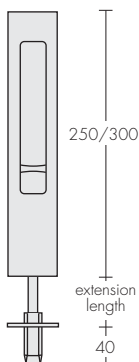
Flush Pull Bolt
2581



Flush Pull Bolt – 12.7mm x 16mm Bolt
Extended as required
2521 - 2541



2571, 2581 etc.

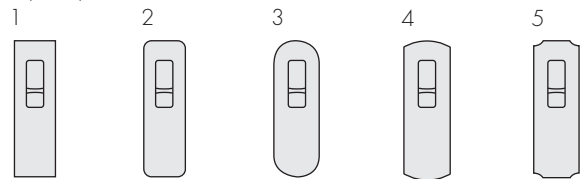


Flush Pull Bolts - Aluminium Doors

Designed for use on narrow stile aluminium sliding doors where width restrictions limit flush pull width to 44mm. The combination of the flush bolt and flush pull minimises the components on the door. The concealed fixing is the same as standard flush sliding bolts with an M6 socket set screw.

Strikes and Guides – Strikes shown are possibilities as used in flush sliding bolts. Because of variations in aluminium door design, it is essential to provide section details of the stile and jamb on first time applications so that customised solutions of standard product can be provided when necessary.

Style Options: Extended Bolts



Flush Pull Bolt – Code Numbers for 20mm Throw Bolts

Style Option and Code Number

	1	2	3	4	5
Conceal-fixed, Extended					
44 x 200 Non Locking	2521	2522	2523	2524	2525
44 x 250 Non Locking	2531	2532	2533	2534	2535
44 x 300 Non Locking	2541	2542	2543	2544	2545

Flush Pull Bolt – Code Numbers for 40mm Throw Bolts

Style Option and Code Number

	1	2	3	4	5
Conceal-fixed, Extended					
44 x 250 Non Locking	2571	2572	2573	2574	2575
44 x 300 Non Locking	2581	2582	2583	2584	2585

To order specify: (example)

Code Number	Offset Dimension	Extension Length	Strike Type	Finish
2521	18mm	1000mm	2191	SCPV