



### Push Plate Styles


Plates with square edges



Plates with soft edges (2mm radius)



Plates with chamfered edges (3mm x 30°)



## Push Plates

This range of plates can be used with chant™ door hardware to complement lever handle back plate styles.

Standard plates measure 75mm x 250mm x 3mm thick. The thickness allows radiused and chamfered edges from groups B and C, in Technical Section, "Door Handle Plates".

### Style Option and Code Number

	1	2	3	4	5
75 x 250 "A" group	3301	3302	3303	3304	3305
75 x 250 "B" group	3311	3312	3313	3314	3315
75 x 250 "C" group	3321	3322	3323	3324	3325

### Fixing Options:

- X Glue fix
- Y Countersunk screw
- Z As a back plate behind a pull handle. The pull handle style, hole centres and hole size need to be specified

To order specify: (example)

Code Number	Fixing Option	Finish	Quantity
3301	Y	PBZ	2

### Custom Sizes

Please note that special sizes of backplates can be made to order, please contact Chant.