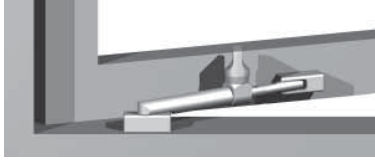


4201 LH



4201 RH

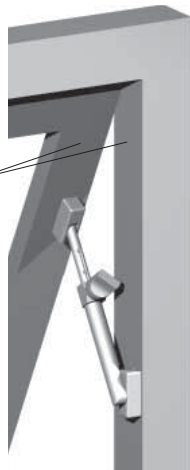
Casement window - side hung.

The mounting faces are at right angles to each other.



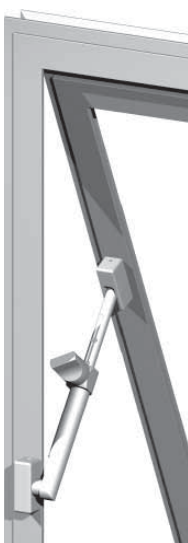
4211 LH

Awning window top hung.



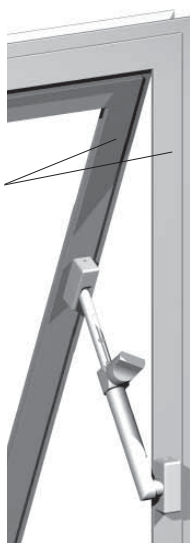
4211 RH

These two faces are at right angles when the window is closed.



4221 LH

Awning window top hung.  
Typically steel windows.



4221 RH

These two faces are in line and parallel when the window is closed.

## Security Stays


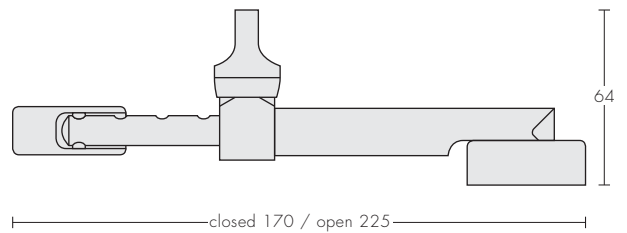
The Security Stays have semi-concealed fixing at each end on the mounting blocks. The thumb turn locks a ball into the recess in the telescoping shaft for a positive lock. Thumb turn rotation is less than two turns from lock to unlock, and there is no need to over tighten.

The Security Stay travel is limited to 55mm to limit the window opening. The stay needs to be positioned so that at its full extension, the window opening is limited to 100mm, as required by some local body bylaws for upper story windows.

The Security Stays are handed Left Hand and Right Hand as shown.

The pictures opposite show the various mounting options available:

- Casement windows, where the mounting blocks are at 90 degrees to each other
- Awning windows where the mounting blocks are at 90 degrees to each other (these and the security stays above are not interchangeable)
- Awning windows where the mounting blocks are both in the same plane



4201 RH



4221 RH