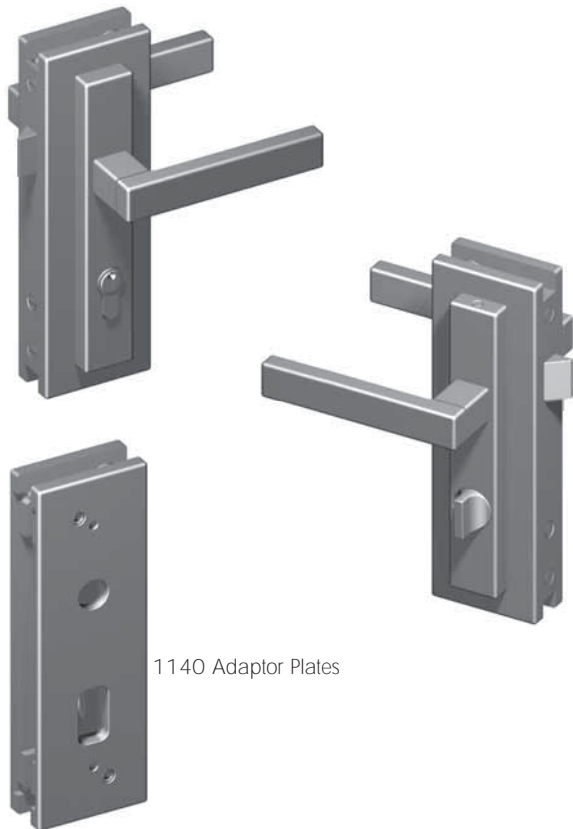


Lever Handles, Adaptor Plates and Lock Assembly



1140 Adaptor Plates

Glass Door Locks

The adaptor plates are designed for Chant™ Mortise Lock 1000, 35mm backset and narrow plate handles on glass doors, or Accurate 8600 Mortise Lock (USA).

This also complements our door furniture when used on other wood or aluminium stile doors on the project. The Chant Lock uses standard Euro Profile Cylinders.

The adaptor plates fasten back to back from each side on a prepared cutout. The lever handles use plates from the 30 group (32mm wide) and 130 group (38mm wide), and fasten back to back with their semi concealed fixing.

Glass thickness 12.5mm (1/2") minimum, needs to be specified when ordering so that the correct thickness adaptor plates can be provided.

Glass Door Strikes

Designed to marry with the Glass Door Lock Adaptor Plates where the door is latching or locking to an adjacent, fixed glass panel.

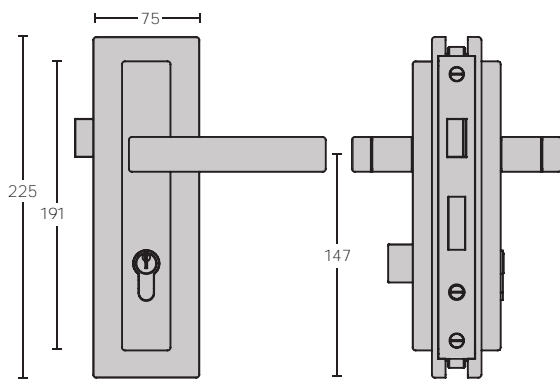
The strike body tie screws back to body internally with the strike plate covering the fixing screws when it is attached.

The strike body is made to suit specific glass thicknesses. Minimum door thickness is 12.7mm (1/2").

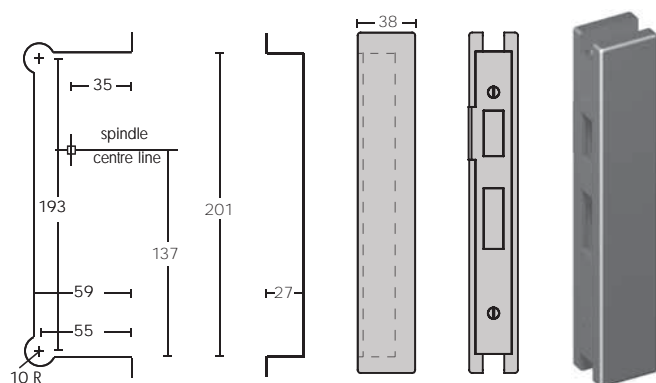
Handing of Handles

Refer to charts for handing specifications.

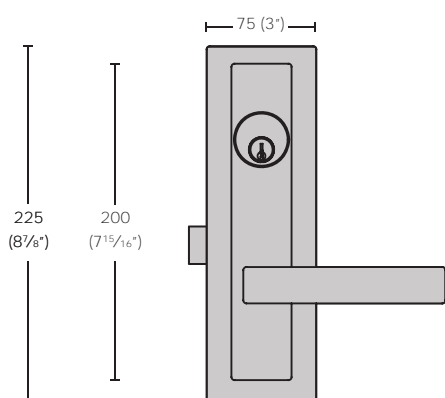
1140 Adaptor Plate, for Chant 1000 Lock and Glass Cutout



1141 Strike, and Glass Cutout



1146 Adaptor Plate, for Accurate 8600 Series Lock and Glass Cutout



1147 Strike, and Glass Cutout

