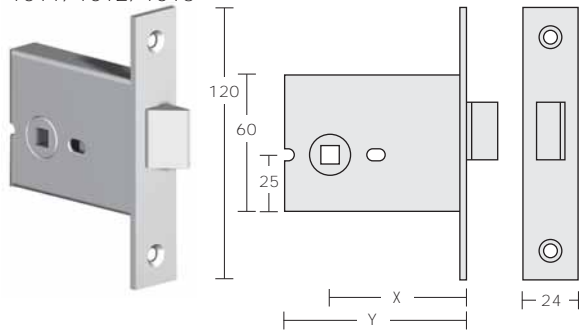


Mortise Latch
1011/1012/1013



Mortise Latches

Mortise Latch Dimensions

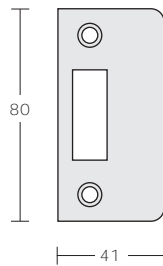
Model:	Backset:	Case depth:	Horizontal fixing centres:
	X	Y	
1011	45	65	38 - 41mm
1012	60	80	38 - 41mm
1013	70	90	38 - 41mm

The latches have 8mm spindle hubs, are reversible, and can be handed on site. **When these latches are to be used with unsprung lever handles, specify "HD" after the latch code number.**

Latch Strike for
Standard Doors
(universal) 1015



D-Strike for
Standard Doors
(universal) 1015a



Latch Strike for Standard Doors 1015

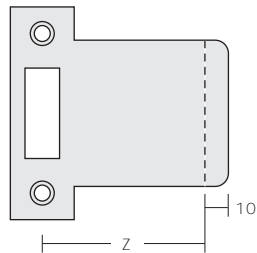
- Standard strikes measure 20mm from the lock centreline to the bend of the lip and are of a universal design

D-Strike for Standard Doors 1015a

Extended Latch Strike 1016

- Extended 50mm from standard. These strikes can be cut back to suit the door frame. Specify the length required from the lock centreline to the edge of the door frame (Z). The bent lip, 10mm wide, is additional to the width specified

Extended Latch Strike
1016



Strike Packer 1017a – 10mm/1017b – 8.5mm


For aluminium door frames

- Aluminium 10mm or 8.5mm thick x 24mm wide
- Natural anodised finish

Latch Strike for Rebated Doors 1018

- Universal design
- Lock packer included with these strikes
- Standard strikes measure 20mm from the lock centreline to the bend of the lip

Strike Packer
1017a/b



Latch Strike for
Rebated Doors
1018



Extended Latch Strike for Rebated Doors 1019

- Extended 50mm from standard. These strikes can be cut back to suit the door thickness. Specify the length required from the lock centreline to the edge of the door (Z). The bent lip, 10mm wide, is additional to the width specified

Extended Latch Strike
for Rebated Doors
1019

