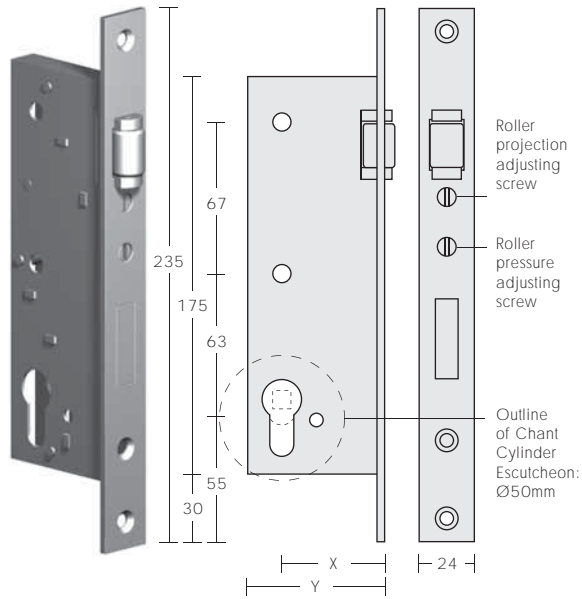


Mortise Roller Lock  
1051/1052/1053/1054



The two holes in the lock case allow for a pull handle mounting bolt to pass through the case to minimise the vertical separation of the handle and the cylinder escutcheon.

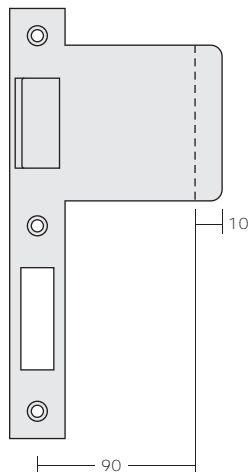
Roller Lock Strikes for Standard Doors  
1055a



1055b



1056a/b



Strike Packer  
1057a/b



## Mortise Roller/Privacy Locks

The Mortise Roller Locks and matching Strike Plates have been designed for standard, narrow-stile, rebated and swing-through doors.

Four backsets are available for matching locks to different types of doors and handle configurations.

The range of backset locks are particularly suitable for use with chant™ curved pull handles where the lock can be placed within the arc of the handle or adjacent to a straight handle. They also facilitate the vertical alignment of the cylinder barrel and pull handle when required, allowing the cylinder to be placed in the middle of the door stile.

The locks feature adjustment from the faceplate for roller projection and pressure. The roller pressure adjustment can assist in securing large and heavy doors, and doors subject to wind, yet allow free access through the door while unlocked. A cautionary note is that increased roller pressure does make it harder to open and close the door. The pressure adjustment also allows for very light settings when appropriate.

### Mortise Roller Lock Dimensions

Model:	Backset:	Case depth:
	X	Y
1051	45	60
1052	60	75
1053	70	85
1054	90	105

### Privacy Locks

These have an 8mm square hub fitted in place of a profile cylinder.

### Mortise Roller Privacy Lock Dimensions

Model:	Backset:	Case depth:
	X	Y
1051P	45	60
1052P	60	75
1053P	70	85
1054P	90	105

### Roller Lock Strikes for Standard Doors 1055a/b

- Ramp for roller to roll up when door closing
- Downward ramp for the roller to extend into, securing the door against its backstop
- Integral strike box behind the roller ramp
- Separate strike box for lock bolt
- Standard strikes measure 20mm from the lock centreline to the bend of the lip

### Extended Roller Lock Strikes 1056a/b

- Extended 50mm from standard. These strikes can be cut back to suit the door frame. Specify the length required from the lock centreline to the edge of the door frame. The bent lip, 10mm wide, is additional to the width specified

### Strike Packer 1057a – 10mm/1057b – 8.5mm

For aluminium door frames

- Aluminium 10mm or 8.5mm thick x 24mm wide
- Natural anodised finish

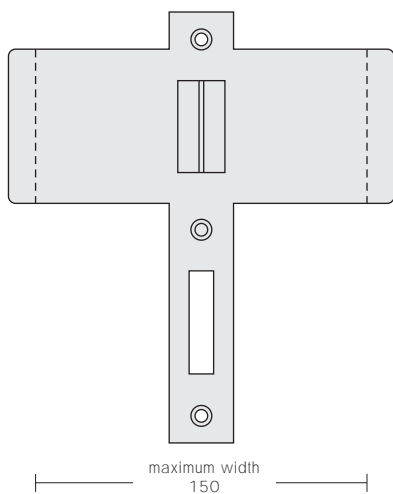
Roller Lock Strikes for Rebated Doors  
1058a



1058b



Roller Lock Strikes for Swing-through Doors  
1060 (double-lip style)



### Roller Lock Strikes for Rebated Doors 1058a/b

- Ramp for the roller to roll up when the door is closing
- Downward ramp for the roller to extend into, securing the door against its backstop
- Integral strike box behind the roller ramp
- Separate strike box for lock bolt
- Lock packer included with these strikes
- Standard strikes measure 20mm from the lock centreline to the bend of the lip

### Extended Roller Lock Strikes for Rebated Doors 1059a/b

- Extended 50mm from standard. These strikes can be cut back to suit the door thickness. Specify the length required from the lock centreline to the edge of the door. The bent lip, 10mm wide, is additional to the width specified

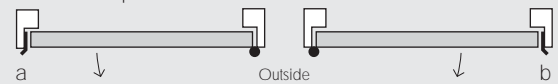
### Roller Lock Strike for Swing-through Doors 1060 (double lip style)

- Ramps for the roller to roll up when the door is closing
- V-recess in the centre to locate the door
- Separate strike box for lock bolt
- Specify jamb width required when ordering, ie. 1060 – 120mm
- 10mm wide lips are additional to the jamb width unless otherwise stated

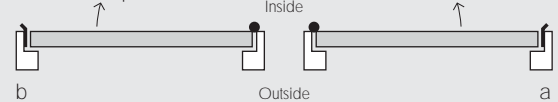
## Handing of Strikes

### Single Doors

Doors that open OUT

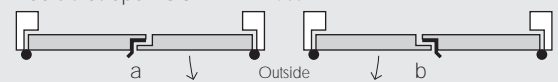


Doors that open IN



### Double Doors

Doors that open OUT



Doors that open IN

